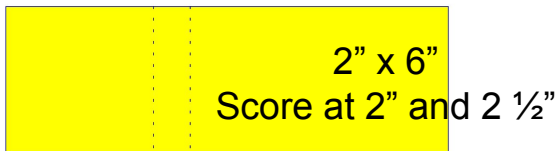
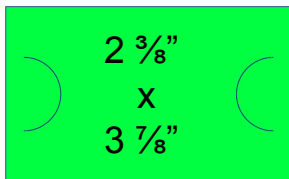
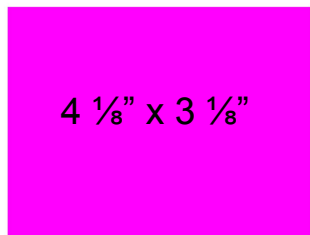
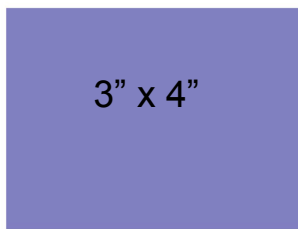
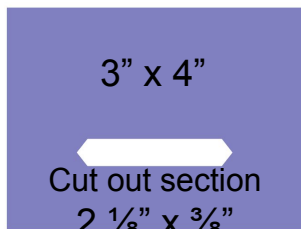


Flip Tab Card Info Sheet



Please watch the YouTube tutorial [HERE](#) for instructions on how to put this card together.

To download the SVG file for either Brother Scan N Cut or Cricut click [HERE](#)

When you have imported the SVG file into your cutting software, you can refer to the measurements on your left to make sure that each shape are the correct size.

Please feel free to use these measurements to make a card without a cutting machine.

**Please note I have included a file for Cricut users however I have not used this machine, my apologies if there are any issues. I welcome any feedback and will endeavour to solve the issue.*

Email: info.papercc@gmail.com